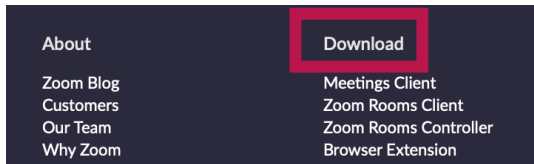



1. Join Zoom via a computer

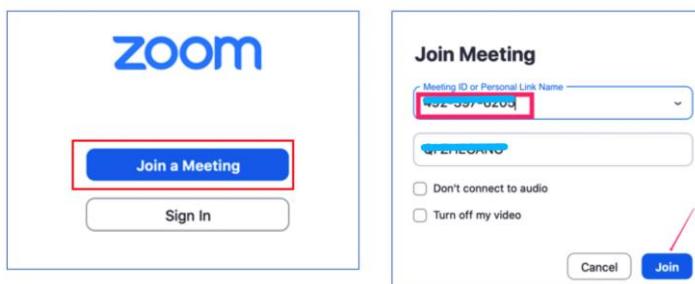
- 1) Ensure that your computer is connected to the Internet
- 2) Download the **Zoom** from Zoom web page- <https://www.zoom.us>. Scroll to the bottom of the page and click "Download".



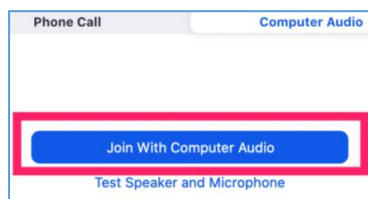
- 3) Launch Zoom app from Desktop shortcut



- 4) Join meeting with meeting ID provided



- 5) Select "Join With Computer Audio"



- 6) Explore the basic features of Zoom



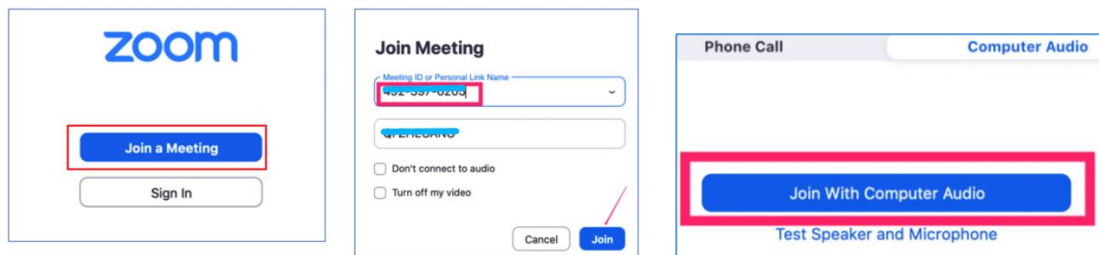
- 7) "Leave Meeting" to end the session

2. Join Zoom on a mobile device e.g. iPhone, iPad, Android phone and tablet

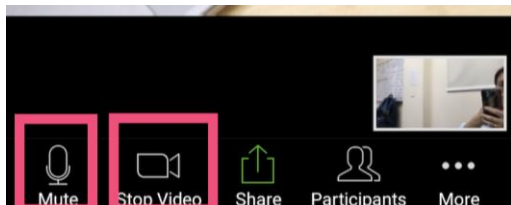
- 1) Download **ZOOM Cloud Meetings** from App Store or Google Store



- 2) Launch **ZOOM Cloud Meetings** once installed
- 3) "Join a Meeting" and input the meeting ID provided



- 4) You may "Mute" (turn off microphone) or "Stop Video" (turn off video) at any point during the session



- 5) "Leave Meeting" to end the session